

REDFSCAN mini™

Indoor / Outdoor RLS-2020S



The REDSCAN mini RLS-2020S is an IP/PoE laser scan detector for outdoor and high resolution indoor use, providing up to 20 x 20m (65 x 65 ft.) detection range horizontally or vertically.

The RLS-2020S is a compact and highly customisable detector that helps protect, in an unobstructed way, houses, buildings, flat roofs, controlled areas and assets by creating an invisible laser wall or plane and detecting any intrusion breaching it. For indoor applications, the RLS-2020S can be set up in high resolution mode which enables very small object detection; it can also be set up in “indoor throwing mode” allowing to detect an object being thrown into a controlled area. In addition to dry contacts, the RLS-2020S generates REDWALL Event Code that is already integrated with most Video Management System (VMS) platforms, allowing to trigger events and camera pre-sets.



Compact size

FEATURES

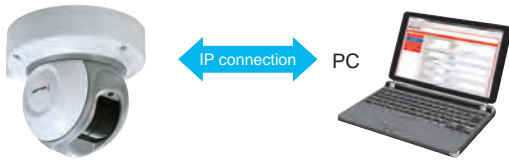
- 20m x 20m (65ft. x 65ft.), 95 degree detection area
- Vertical and Horizontal detection modes
- Multi-angle Adjustment Shell Structure (M.A.S.S.)
- Unique detection algorithm
- Automatic area setting function
- Advanced area setting
- 4 adjustable detection areas on IP connection
- Total 3 outputs can be assigned for analog connection
- Anti-rotation, Anti-masking, Soiling, Trouble, Tamper, DQ outputs (Selectable)
- Compatible with Power over Ethernet
- Paintable housing
- Indoor and Outdoor use
- Indoor high resolution mode
- Indoor throw-in mode
- Area selection
- Environmental disqualification circuit (D.Q.)

SPECIFICATIONS

Model	RLS-2020S
Installation location	Indoor/Outdoor
Detection method	Infrared Laser Scan
Laser protection class	Class 1
Power input	10.5 to 30 VDC, PoE (IEEE802.3 af/at compliant)
Current draw	500 mA max. (12 VDC), 250 mA max. (24 VDC), 6W max. (PoE)
Mounting method	Ceiling mount, Wall mount, Tripod mount, Pole mount (Option), Recess mount (Option)
Detection area	20 x 20 m, (approx. 65 x 65 ft.), 95 degrees
Detection range	Radius 1 to 21m (approx. 3.3 to 68 ft.) at 10% reflectivity
Detection resolution/Response time	0.25 degree / within 75msec to 1 minutes (for indoor mode and outdoor mode) 0.25 degree / within 25msec (for indoor throw-in mode), 0.125 degree / within 100msec to 1 minutes (for Indoor high resolution mode)
Mounting height(Vertical mode)	Indoor: 2 m (6.7 ft.) or higher Outdoor: 4 m (13 ft.) or higher (Recommended)
Communication port	Ethernet RJ-45 10BASE-T/100BASE-TX (Auto negotiation)
Protocol	UDP, TCP/IP (Redwall Event Code), Http (Web setting), SNMP
Output	3 outputs, 28 VDC 0.2A max. N.O./N.C. Selectable (3 from Master alarm, Zone outputs, Trouble, Tamper, D.Q.)
Input	1 Non-voltage contact input
Alarm period	Approx. 2 sec delay timer
Operating temperature	-40 to 60 C degrees (-40 to 140 F degrees)
S Version only	IP66
Dimensions (HxWxD)	146 x 160 x 160 mm (5.8 x 6.3 x 6.3 inch)
Weight	1.0 kg (2.2 lb)

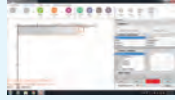
* Specifications and design are subject to change without prior notice.

EASY SETUP AND CONNECTION



PoE enabled Redscan mini generates Redwall Event Codes (REC) to all compatible VMS and NVR., through a single cable.

Detailed and complex area settings and configuration should be performed with the REDSCAN Manager software (supplied separately). Simpler detection areas can be set via the web browser.



INSTALLATION EXAMPLE

CEILING MOUNT



Multi-angle Adjustment Shell Structure allows flexible installation on ceiling or wall for vertical or horizontal detection area.

WALL MOUNT

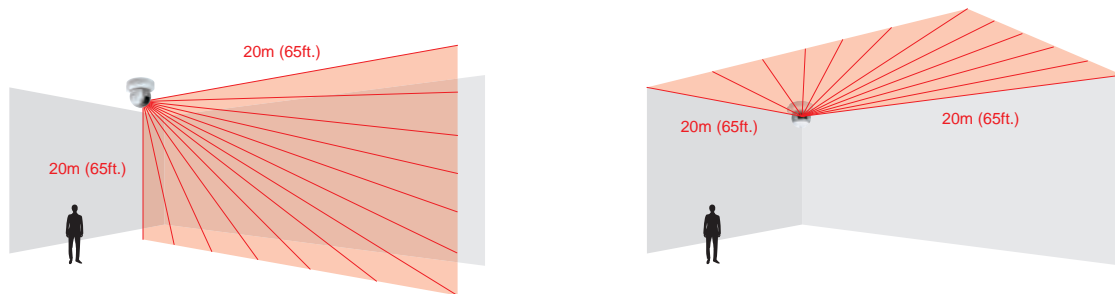


OPTION

Optional Recess mount bracket RLS-RB



DETECTION AREA



APPLICATIONS



Art protection at Museum

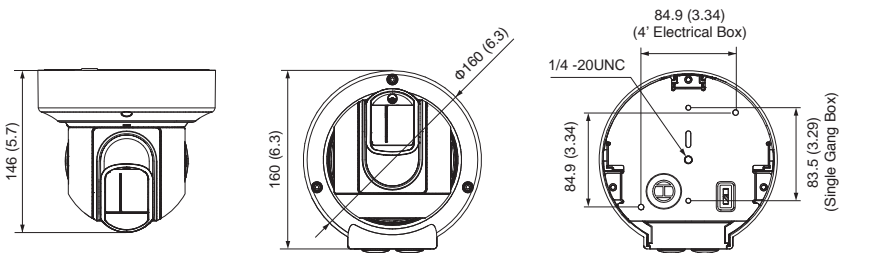


Protecting controlled areas



Wall protection (outdoor) at Warehouse

DIMENSIONS



Unit:mm(inch)

OPTION

- RLS-AT : RLS area Adjustment Tool Kit
- LAC-1 : Laser Area Checker
- RLS-PB : Pole mount Bracket
- RLS-RB : Recess mount bracket
- RLS-LW : Laser Window



OPTEX CO., LTD. (JAPAN)

URL: <http://www.optex.net/>

OPTEX INC. (U.S.)

URL: <http://www.optexamerica.com/>

OPTEX DO BRASIL LTDA. (Brazil)

URL: <http://www.optex.net/br/es/sec/>

OPTEX (EUROPE) LTD. / EMEA HQ (U.K.)

URL: <http://www.optexeurope.com/>

OPTEX TECHNOLOGIES B.V. (The Netherlands)

URL: <http://www.optex.eu/>

OPTEX SECURITY SAS (France)

URL: <http://www.optex-security.com/>

OPTEX SECURITY Sp.z o.o. (Poland)

URL: <http://www.optex.com.pl/>

OPTEX PINNACLE INDIA, PVT., LTD. (India)

URL: <http://www.optex.net.in/en/sec/>

OPTEX KOREA CO.,LTD. (Korea)

URL: <http://www.optexkorea.com/>

OPTEX (DONGGUAN) CO.,LTD. SHANGHAI OFFICE (China)

URL: <http://www.optexchina.com/>

OPTEX (Thailand) CO., LTD. (Thailand)

URL: <http://www.optex.net/th/th>